

DESCRIPTION

3000 is a solvent-free, non-flammable, latex based adhesive used for the interior installation of a wide variety of flooring materials. 3000 has excellent open time, wet tack, and high ultimate strength. Do not use outdoors.

USE TO INSTALL

CARPET: Most carpet backings such as jute, latex unitary, woven polypropylene (ActionBac®), needle punched, Duragon backed, indoor/outdoor, rubber back and most backings designed for the installation of direct glue down. **RESILIENT:** all feltbacked residential sheet goods. Do not use to install vinyl backed carpets or sheet goods.

USE OVER





Concrete: above, on or below grade in the absence of excessive moisture and alkali. Association grade plywood underlayment, association grade particleboard underlayment. Not recommended over existing vinyl flooring. The pH level of concrete must be between 5 and 9 (do not install if over 9) and moisture level of concrete must be below 5 lbs./1000 sq. ft./24 hours using an anhydrous calcium chloride test kit according to ASTM F-1869 test method. Relative Humidity readings according to ASTM F-2170 should not exceed (RH) 80%. If both tests are performed the RH test is the qualifying standard.

FLOOR PREPARATION

Floor must be clean, level and dry. Remove all foreign substances such as wax, grease, dirt and any substance or chemical that would interfere with a good bond. Fill all holes and cracks with a latex fortified Portland cement based patching compound. Sand high spots, install approved underlayment over tongue and groove flooring to eliminate the possibility of telegraphing. For best results, the room, floor covering and adhesive should be 65°F (18°C) or above for 24 hours before, during and after the installation.

TROWEL RECOMMENDATIONS

*Trowel dimensions are width X depth X spacing. Coverage is approximate and may vary depending on porosity of substrate and the angle at which the trowel is held.

FLOORING TYPES	TOOL* (IMAGES NOT TO SCALE)		ESTIMATED COVERAGE
SHEET GOODS	1/16" x 1/16" x 1/16" Square Notch 1.6mm x 1.6 mm x 1.6mm		Up to 200 ft ² /gal (Up to 6.1 m ² /liter)
SMOOTH BACKED CARPET	3/32" x 3/32" x 3/32" V Notch 2.4mm x 2.4 mm x 2.4mm		Up to 160 ft ² /gal (Up to 3.9 m ² /liter)
MOST BACKED CARPET	1/8" x 1/8" x 1/16" V notch 3.2 mm x 3.2 mm x 1.16 mm		Up to 110 ft ² /gal (Up to 2.7 m ² /liter)
ROUGH BACKED CARPET	1/8" x 1/8" x 1/16" U-Notch 3.2 mm x 3.2 mm x 1.16 mm		Up to 72 ft ² /gal (Up to 1.8 m ² /liter)

INSTRUCTIONS

- Apply adhesive to substrate with the recommended notch trowel (trowel size will depend on the type of backing and smoothness of the substrate). Minimum trowel size for carpet is 3/32" x 3/32" x 3/32" (2.4mm x 2.4mm x 2.4mm) V-notch. Lay most floor coverings into wet adhesive. Open time will vary from 15 minutes to one hour, depending on the dryness of the floor, thickness of adhesive application, temperature and humidity. When installing on a non-porous surface, allow adhesive to get slightly "tacky" before laying in carpet.
- Lay in flooring, lifting occasionally to be sure of making 100% contact with backing.
- Roll carpet immediately after installation with a 30-50 lb (13.6-22.7 kg) roller. Roll sheet goods with a 75-100 lb (34-45.4 kg) linoleum roller. Work from the center towards the edges to expel trapped air.
- Seal all seams according to the flooring manufacturer's recommendations. For carpet, use carpet seam Adhesive.
- Clean up: Use soap and water if adhesive is still wet. If dried, use adhesive remover/Stripper.

PHYSICAL PROPERTIES

Base: Synthetic rubber, resin blend

Appearance: Off-white, smooth, easy to spread mastic

Open time: 15 - 60 minutes under normal conditions

Shelf life: One year in unopened container at 70° F (21°C).

Other features: Solvent-free, non-flammable, freeze/thaw stable to 10°F (-12°C). Made with anti-microbial agents that will provide its dry film with protection from fungal growth. This protection is determined using the ASTM G21 test method.

CAUTION

DO NOT take internally. If swallowed, DO NOT induce vomiting. Call a physician immediately. KEEP OUT OF REACH OF CHILDREN.

WARRANTY INFORMATION

For warranty information, call Technical Services at (706) 712-5823, visit us on the web at www.powerhold.com.com/msds. Flooring manufacturer's and Powerhold's written pre-installation and installation instructions must be strictly followed or the Powerhold warranty will be void.

SELLER MAKES NO OTHER WARRANTY OR GUARANTEE OF ANY KIND REGARDING FITNESS OF THE PRODUCT FOR A PARTICULAR PURPOSE. BUYER ASSUMES FULL RESPONSIBILITY FOR QUALITY CONTROL, TESTING AND DETERMINATION OF SUITABILITY OF PRODUCT FOR ITS INTENDED APPLICATION OR USE.